

SOLARIS RESIDENTIAL POST

E10B0101- -

base number Color Finish
 Temperature Options

- To build a product code in our configurator select the specify button on the base model # product page
- To build a manual product code on this datasheet choose from the options listed below in blue font and add the suffix to the base model #

GENERAL

Series: Solaris Residential
 Partner: Side
 Division: Exterior
 Installation: Post
 Product Type: Pedestrian Posts
 Mounting Location: Above Ground
 Light Distribution: Direct

PHYSICAL

Shape: Square
 Length (mm): 250
 Length (in): 9 ¹³/₁₆
 Width (mm): 220
 Width (in): 8 ¹¹/₁₆
 Height (mm): 3500
 Height (in): 137 ¹³/₁₆
 Weight (kg): 17
 Weight (lbs): 37.48
 Diffuser: Silicone asymmetrical beam lens
 Fixture Finish: [BLK](#) / [ANG](#) / [BRN](#)
 Fixture Material: Aluminum Die Cast

ELECTRICAL

Lamp Type: LED (Zhaga Standard)
 Input Wattage (W): 40
 Dimming: Non-Dimmable
 Driver Included: Yes
 Driver Location: Integrated
 Driver Type: Constant Current - Universal
 Driver Class: Class 2
 Input Voltage (V): 120
 Constant Current (MA): 500mA

LED

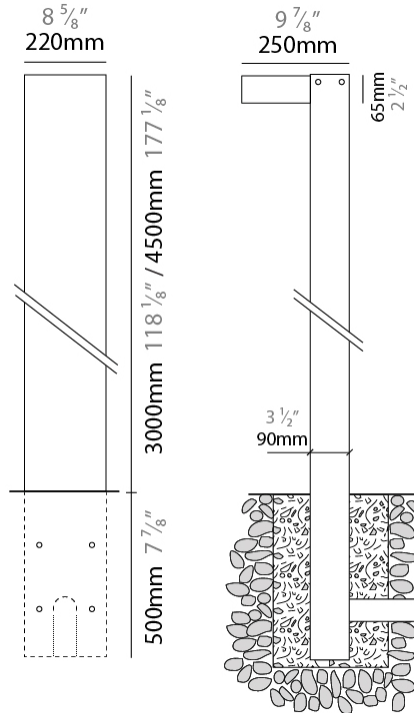

Color Temperature (°K): [3000](#) / [4000](#)
 Max. Delivered Lumen (lm): 3639 / 3683
 CRI: >80 CRI
 Lamp Life (hrs): 50000

OPTICAL

Beam Angle: Asymmetrical with Street Optics

RATINGS AND CERTIFICATIONS

Certified By: CSA Certified to UL and CSA Standards
 IP rating: IP65
 IK Rating: IK10



SOLARIS RESIDENTIAL POST

E10B0101-

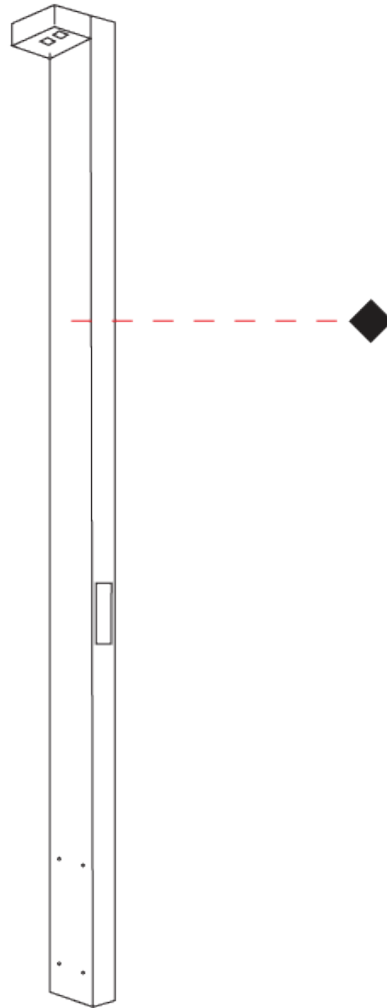
PROJECT

TYPE

SPECIFIER

QUANTITY

DATE



E

SOLARIS RESIDENTIAL POST

E10B0102-

base number Color Finish
 Temperature Options

- To build a product code in our configurator select the specify button on the base model # product page
- To build a manual product code on this datasheet choose from the options listed below in blue font and add the suffix to the base model #

GENERAL

Series: Solaris Residential
 Partner: Side
 Division: Exterior
 Installation: Post
 Product Type: Pedestrian Posts
 Mounting Location: Above Ground
 Light Distribution: Direct

PHYSICAL

Shape: Square
 Length (mm): 250
 Length (in): 9 ¹³/₁₆
 Width (mm): 220
 Width (in): 8 ¹¹/₁₆
 Height (mm): 5000
 Height (in): 196 ⁷/₈
 Weight (kg): 23
 Diffuser: Silicone asymmetrical beam lens
 Fixture Finish: BLK / ANG / BRN
 Fixture Material: Aluminum Die Cast

ELECTRICAL

Lamp Type: LED (Zhaga Standard)
 Input Wattage (W): 40
 Driver Included: Yes
 Driver Location: Integrated
 Driver Type: Constant Current - Universal
 Driver Class: Class 2
 Input Voltage (V): 120
 Constant Current (MA): 500mA

LED

Color Temperature (°K): 3000 / 4000
 Max. Delivered Lumen (lm): 3639 / 3683
 CRI: >80 CRI
 Lamp Life (hrs): 50000

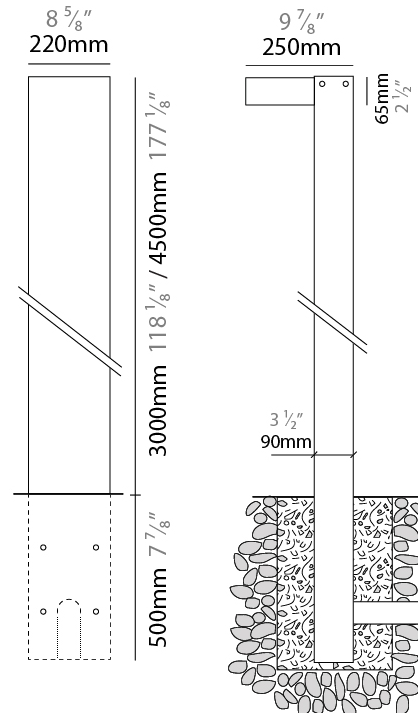

OPTICAL

Beam Angle: Asymmetrical with Street Optics

RATINGS AND CERTIFICATIONS

Certified By: CSA Certified to UL and CSA Standards
 IP rating: IP65
 IK Rating: IK10

| |
|-----------|
| PROJECT |
| TYPE |
| SPECIFIER |
| QUANTITY |
| DATE |



SOLARIS RESIDENTIAL POST

E10B0102-

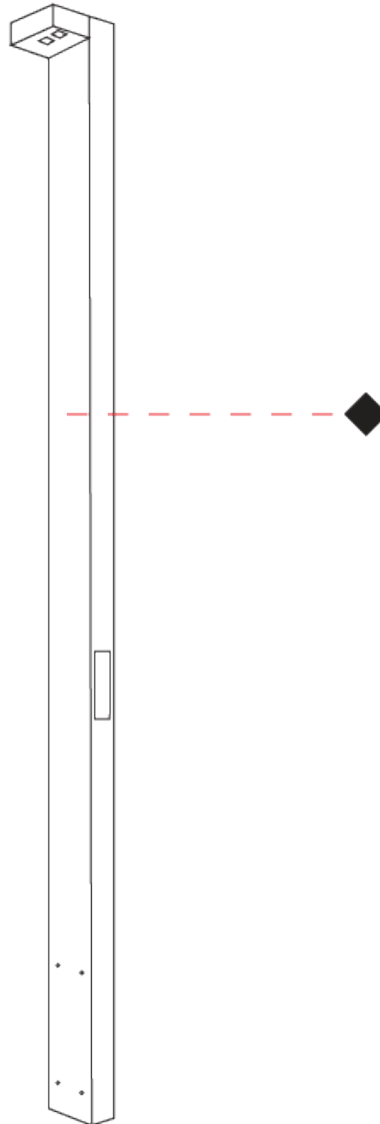
PROJECT

TYPE

SPECIFIER

QUANTITY

DATE



E

SOLARIS RESIDENTIAL POST

E10B0103-

base number Color Finish
 Temperature Options

- To build a product code in our configurator select the specify button on the base model # product page
- To build a manual product code on this datasheet choose from the options listed below in blue font and add the suffix to the base model #

GENERAL

Series: Solaris Residential
 Partner: Side
 Division: Exterior
 Installation: Post
 Product Type: Pedestrian Posts
 Mounting Location: Above Ground
 Light Distribution: Direct

PHYSICAL

Shape: Square
 Length (mm): 250
 Length (in): 9 ¹³/₁₆
 Width (mm): 220
 Width (in): 8 ¹¹/₁₆
 Height (mm): 3500
 Height (in): 137 ¹³/₁₆
 Weight (kg): 23
 Weight (lbs): 50.70
 Diffuser: Silicone asymmetrical beam lens
 Fixture Finish: [BLK / ANG / BRN](#)
 Fixture Material: Aluminum Die Cast

ELECTRICAL

Lamp Type: LED (Zhaga Standard)
 Input Wattage (W): 79
 Dimming: Non-Dimmable
 Driver Included: Yes
 Driver Location: Integrated
 Driver Type: Constant Current - Universal
 Driver Class: Class 2
 Input Voltage (V): 120
 Constant Current (MA): 500mA

LED

Color Temperature (°K): [3000 / 4000](#)
 Max. Delivered Lumen (lm): 7277 / 7365
 CRI: >80 CRI
 Lamp Life (hrs): 50000

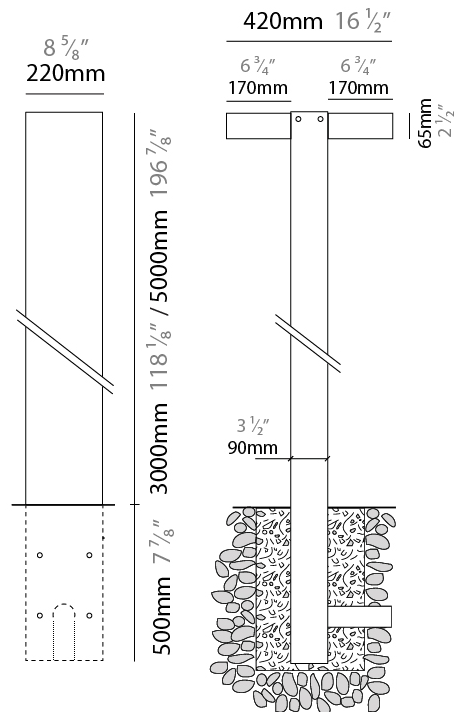

OPTICAL

Beam Angle: Asymmetrical with Street Optics

RATINGS AND CERTIFICATIONS

Certified By: CSA Certified to UL and CSA Standards
 IP rating: IP65
 IK Rating: IK10

| | |
|-----------|-------|
| PROJECT | _____ |
| TYPE | _____ |
| SPECIFIER | _____ |
| QUANTITY | _____ |
| DATE | _____ |



SOLARIS RESIDENTIAL POST

E10B0103-

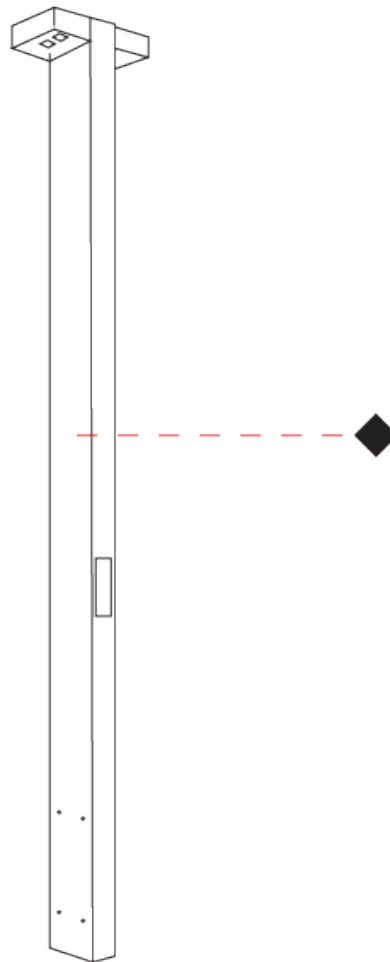
PROJECT

TYPE

SPECIFIER

QUANTITY

DATE



E

| | |
|-----------|--|
| PROJECT | |
| TYPE | |
| SPECIFIER | |
| QUANTITY | |
| DATE | |

SOLARIS RESIDENTIAL POST

E10B0104-

base number Color Finish
 Temperature Options

- To build a product code in our configurator select the specify button on the base model # product page
- To build a manual product code on this datasheet choose from the options listed below in blue font and add the suffix to the base model #

GENERAL

Series: Solaris Residential
 Partner: Side
 Division: Exterior
 Installation: Post
 Product Type: Pedestrian Posts
 Mounting Location: Above Ground
 Light Distribution: Direct

PHYSICAL

Shape: Square
 Length (mm): 420
 Length (in): 16 1/2
 Width (mm): 220
 Width (in): 8 5/8
 Height (mm): 5000
 Height (in): 196 7/8
 Weight (kg): 26
 Weight (lbs): 50.70
 Diffuser: Silicone asymmetrical beam lens
 Fixture Finish: [BLK / ANG / BRN](#)
 Fixture Material: Aluminum Die Cast

ELECTRICAL

Lamp Type: LED (Zhaga Standard)
 Input Wattage (W): 79
 Driver Included: Yes
 Driver Location: Integrated
 Driver Type: Constant Current - Universal
 Driver Class: Class 2
 Input Voltage (V): 120
 Constant Current (MA): 500mA

LED

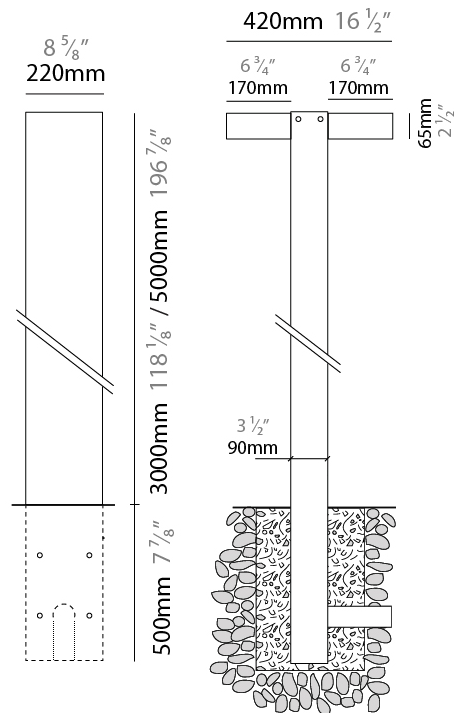

Color Temperature (°K): [3000 / 4000](#)
 Max. Delivered Lumen (lm): 7277 / 7365
 CRI: >80 CRI
 Lamp Life (hrs): 50000

OPTICAL

Beam Angle: Asymmetrical with Street Optics

RATINGS AND CERTIFICATIONS

Certified By: CSA Certified to UL and CSA Standards
 IP rating: IP65
 IK Rating: IK10



SOLARIS RESIDENTIAL POST

E10B0104-

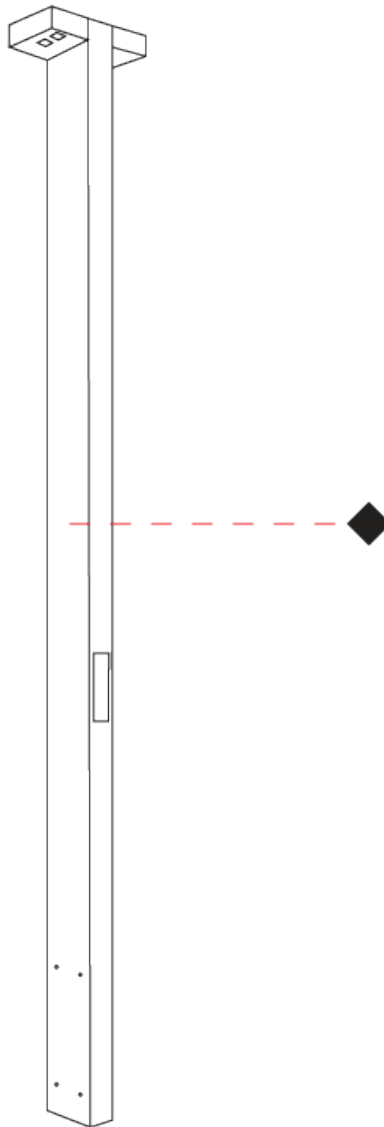
PROJECT

TYPE

SPECIFIER

QUANTITY

DATE



E

SOLARIS RESIDENTIAL POST

E10B0105-

base number Color Finish
 Temperature Options

- To build a product code in our configurator select the specify button on the base model # product page
- To build a manual product code on this datasheet choose from the options listed below in blue font and add the suffix to the base model #

GENERAL

Series: Solaris Residential
 Partner: Side
 Division: Exterior
 Installation: Post
 Product Type: Pedestrian Posts
 Mounting Location: Above Ground
 Light Distribution: Direct

PHYSICAL

Shape: Rectangle
 Length (mm): 220
 Length (in): 8 ¹¹/₁₆
 Width (mm): 66
 Width (in): 2 ⁵/₈
 Height (mm): 160
 Height (in): 6 ⁵/₁₆
 Weight (kg): 3
 Fixture Finish: [BLK](#) / [ANG](#) / [BRN](#)
 Fixture Material: Aluminum Die Cast

ELECTRICAL

Lamp Type: LED (Zhaga Standard)
 Input Wattage (W): 40
 Driver Included: Yes
 Driver Location: Integrated
 Driver Type: Constant Current - Universal
 Driver Class: Class 2
 Input Voltage (V): 120
 Constant Current (MA): 500mA

LED

[Color Temperature \(°K\): 3000 / 4000](#)
 Max. Delivered Lumen (lm): 3639 / 3683
 CRI: >80 CRI
 Lamp Life (hrs): 50000


OPTICAL

Beam Angle: Asymmetrical


RATINGS AND CERTIFICATIONS

Certified By: CSA Certified to UL and CSA Standards
 IP rating: IP65
 IK Rating: IK10

| |
|-----------|
| PROJECT |
| TYPE |
| SPECIFIER |
| QUANTITY |
| DATE |



66mm
2 ⁵/₈"



220mm
8 ⁵/₈"

160mm
6 ¹/₄"



PROJECT

TYPE

SPECIFIER

QUANTITY


DATE

Fixture Finish

Black - BLK



Brown - BRN



Digital: Not all screens are calibrated the same, and therefore, colors will appear differently between screens.

Physical: When texture is involved, there will be variations in color, character and tone within a product series and between product families.



LEGEND

| | | | | | |
|--|---|---|--|---|--|
|  | floor-mounted |  | pivotal |  | special LED (upon request) RGB, RGBW, tunable, gold+, meat+, art+, fashion+ |
|  | wall and ceiling: recessed and surface mounted |  | rotating |  | warm dim / natural dimming LED |
|  | ceiling-mounted and wall-mounted |  | illuminate tilted |  | rechargeable battery powered |
|  | wall-mounted |  | color of suspension cable |  | fixture with natural vivid LED (upon request) |
|  | omni-directional light distribution |  | length of suspension cable |  | color rendering index |
|  | direct light distribution |  | reflector degree selection |  | color temperature |
|  | direct/indirect light distribution |  | super spot |  | lumen (luminous flux) |
|  | indirect light distribution |  | lens |  | efficacy (lumens per watt) |
|  | asymmetric light distribution |  | lens pack |  | Unified Glare Rating (UGR) range from 5-40 |
|  | aura light distribution |  | shine ring |  | marine grade (AISI 316 stainless steel) |
|  | round wall or ceiling cut-out |  | integrated shine ring with diffuser |  | walk on |
|  | square wall or ceiling cut-out |  | free individual colors 01-29 |  | drive on |
|  | the supplied jig specifies the cutout dimensions |  | individual colors: 00 (free of charge), 01-25 (extra charge) |  | Dark Sky Compliance |
|  | minimum distance (meters) lamp - object |  | luminaire part to be colored (F1) |  | Americans with Disabilities Act (less than 4" off the wall located between 27"-84" from floor) |
|  | recessed depth |  | luminaire part to be colored (F2) |  | lamp protected against explosion |
|  | ceiling thickness in mm |  | luminaire part to be colored (F3) |  | blown glass using traditional methods by master glass blower |
|  | ceiling thickness selection |  | luminaire part to be colored (F4) |  | acoustic material |
|  | dimmable DP (phase), DV (0-10V), DD (dali), DS (step-dim) |  | luminaire part to be colored (F5) |  | protection class I, protection insulation |
|  | included or excluded LED driver/transformer/control gear |  | color of 3-circuit adaptor |  | protection class II, protection insulation |
|  | separately switchable |  | indirect diffuser |  | ETL Certified to UL and CSA Standards |
|  | sensor |  | direct diffuser |  | UL Certified to UL and CSA Standards |
|  | remote control |  | ball-proof (upon request) |  | CSA Certified to UL and CSA Standards |
|  | available upon request |  | accessory |  | Certified for North American Standards |

IP RATING

| | |
|---|--|
|  | protected against ingress of solid bodies greater than 12.5mm (finger) |
|  | protected against ingress of solid bodies greater than 2.5mm protected against sprays of water up to 60 degrees from the vertical (rain) |
|  | protected against ingress of solid bodies greater than 1mm (wire) no protection against the ingress of moisture |
|  | protected against ingress of solid bodies greater than 1mm (wire) protected against sprays of water up to 60 degrees from the vertical (rain) |
|  | protected against ingress of solid bodies greater than 1mm (wire) protected against water splashed from all directions |
|  | protected against limited ingress of dust (wet rooms/covered outdoor areas) protected against water splashed from all directions |
|  | protected against ingress of dust protected against jets of water |
|  | protected against ingress of dust protected against powerful jets of water or heavy seas |
|  | protected against ingress of dust protected against immersion of water between 15cm - 1m for 30 minutes |
|  | protected against ingress of dust protected against immersion of water under pressure for long periods |

IK RATING

| | |
|---|---|
|  | protected against 0.14 joules impact (equivalent to 0.25kg mass dropped from 56mm above the surface) |
|  | protected against 0.2 joules impact (equivalent to 0.25kg mass dropped from 80mm above the surface) |
|  | protected against 0.35 joules impact (equivalent to 0.25kg mass dropped from 140mm above the surface) |
|  | protected against 0.5 joules impact (equivalent to 0.25kg mass dropped from 200mm above the surface) |
|  | protected against 0.7 joules impact (equivalent to 0.25kg mass dropped from 280mm above the surface) |
|  | protected against 1 joules impact (equivalent to 0.25kg mass dropped from 400mm above the surface) |
|  | protected against 2 joules impact (equivalent to 0.5kg mass dropped from 400mm above the surface) |
|  | protected against 5 joules impact (equivalent to 1.7kg mass dropped from 300mm above the surface) |
|  | protected against 10 joules impact (equivalent to 5.0kg mass dropped from 200mm above the surface) |
|  | protected against 20 joules impact (equivalent to 5.0kg mass dropped from 400mm above the surface) |